



INFORMATION SHEET

Application to Register Firearms (for Individuals)

BEFORE YOU START...

USE THIS FORM to apply to register all non-restricted and restricted firearms you have newly imported or acquired other than by transfer since December 1, 1998.

DO NOT USE THIS FORM to register a firearm transferred to you from a business or individual in Canada. Please call 1 800 731-4000 for more information on registering firearms acquired through transfer, or visit our Web site at www.cfc-cafc.gc.ca.

TO REGISTER A FIREARM, you **MUST** have a valid firearms licence with the appropriate privileges for the class of firearm you are applying to register. All firearms must be verified by an approved verifier, except those previously verified. Call 1 800 731-4000 to obtain the name of an approved verifier in your area.

YOU DO NOT HAVE TO REGISTER antique firearms, pellet guns with a muzzle velocity of less than 152.4 m (500 feet) per second or a muzzle energy below 5.7 joules (4.2 foot pounds), firearms that have been permanently deactivated so that they are no longer able to discharge ammunition or devices designed and used exclusively for signaling purposes (such as a flare gun). Call 1 800 731-4000 or visit our Web site at www.cfc-cafc.gc.ca to obtain fact sheets identifying which firearms are antiques, guidelines for permanently deactivating a firearm and other information.

IF YOU NEED ADDITIONAL SPACE, list all information requested on a separate sheet of paper, add your name and licence number to the top of each sheet and attach the sheet to your application.

IF YOU NEED HELP COMPLETING THIS APPLICATION FORM or require another form, call 1 800 731-4000. Additional information and some application forms are also available on our Web site at www.cfc-cafc.gc.ca.

PLEASE REMEMBER...

Whenever you handle firearms, follow all safety precautions.

The following information explains certain parts of the form and will help you answer some of the questions. You should read the instructions as you fill in your form. If you are still unsure about a question, call 1 800 731-4000 for assistance.

Mail your completed application form and all attachment(s) to:

Central Processing Site
P.O. Box 1200
Miramichi, N.B. E1N 5Z3

A - TYPE OF ACQUISITION

Box 1 - Check only one box. "Newly manufactured" means a firearm that you have built or made. It does not mean a firearm that you have newly purchased from a firearms manufacturing or retail sales business. If you check "Other", print the details of your possession of the firearm in the space provided. If more explanation is needed, provide it on a separate sheet of paper, add your name and firearms licence number to the top of the sheet and attach the sheet to your application.

C - FIREARM STORAGE INFORMATION FOR RESTRICTED FIREARMS ONLY

PLACE OF STORAGE

You must indicate where your restricted firearms will be stored. If all firearms listed on the application will be stored at your home, check the box and leave Boxes 4 a) to e) blank. If all your restricted firearms are to be stored at a place other than your home, complete Boxes 4 a) to e). If you are registering more than one restricted firearm and each of these firearms are to be stored in different locations, other than your home, indicate where each firearm is to be stored on a separate sheet of paper. Add your name and licence number to the top of each page. (Please print clearly.) NOTE: To transport a restricted firearm, you require an authorization from the Chief Firearms Officer of your province or territory.

E - FIREARM INFORMATION

Frame/Receiver Only

The frame/receiver is the basic part of a firearm, to which the stock, barrel, magazine and other parts are assembled or attached. If you have ONLY the firearm frame/receiver that cannot discharge ammunition, check this box. Provide the serial number (if known) and as much of the other firearm information as possible in the boxes that follow.

Serial Number

Not all firearms have serial numbers. If you cannot find the serial number on your firearm, put an "X" in the box "Unknown".

A firearm that has no serial number must still be registered. The Registrar assigns a Firearm Identification Number (FIN) to each firearm during the registration process. If your firearm has no serial number and cannot be uniquely identified, a FIN will be issued for the firearm. Instructions will be sent to you along with a number. Some exceptions do exist (for further information call 1 800 731-4000).

Make

The make is normally the company name, the abbreviation of the company name or the brand or trade name associated with a particular firearm.

Manufacturer

The manufacturer is the person or company that makes the metal parts of the firearm and then assembles them to create the firearm. Usually the make and the manufacturer are the same. If they are different, both names will appear on the firearm. For example, Colt might be the make while Remington is the manufacturer.

Model

The model refers to the particular design or version of a firearm. It often appears beside the make.

Type

Using the legend provided on the application form, enter the code for the firearm type. For example, if you are registering a rifle, print RI in the box. The definitions below may help you.

RI = Rifle: usually a long gun, normally with rifling in the bore that is fired from the shoulder.

HG = Handgun: a firearm that is designed, altered or intended to be aimed and fired by the action of one hand, whether or not it has been redesigned or subsequently altered to be aimed and fired by the action of both hands.

SG = Shotgun: usually a long gun, normally with a smooth bore, that is fired from the shoulder and may contain a single projectile or many projectiles.

CV = Commercial Version: a firearm designed and manufactured as a semi-automatic version of the same fully automatic firearm.

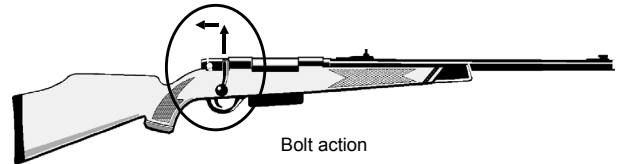
CG = Combination Gun: a firearm with more than one barrel on the receiver and with the barrels permanently attached to each other. This type of firearm is normally chambered for different calibres or a combination of calibres and gauges.

Action

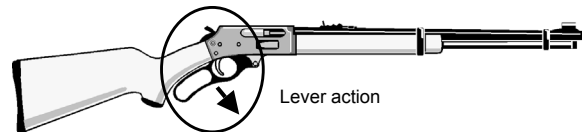
Action refers to the way in which the ammunition is fed into the chamber. Using the legend provided on the application form, enter the code for firearm action. For example, if you are registering a firearm with a bolt action, print BA in the box. Only print one code. If none of the codes is applicable, print OT (Other) and specify the action in the space provided. The definitions below may help you. The codes describe the possible actions.

A = Air, Spring or Gas Firearm: uses compressed air or compressed gas to propel a projectile at a velocity exceeding 152.4 m (500 feet) per second and at a muzzle energy exceeding 5.70 joules (4.2 foot pounds).

BA = Bolt Action: a firearm in which the breech bolt or closure device operates in line with the bore; manually operated by a permanent projection or handle attached to the bolt or closure device.

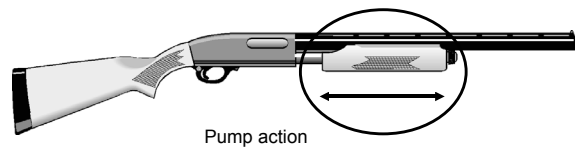


LA = Lever Action: the breech mechanism is cycled by an external lever usually found below the receiver or frame.

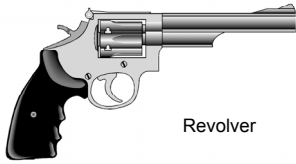


MB = Multi-barrel: a firearm that is manually loaded and has no magazine-feed device and whose barrels are permanently attached to each other (for example, a double-barreled shotgun). For multi-barrel firearms, the number of shots is the same as the number of barrels on the firearm.

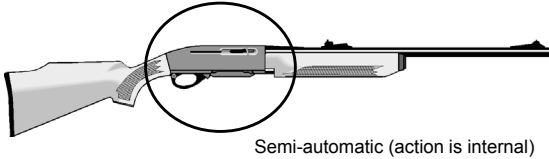
PA = Pump Action: a firearm that is manually set in motion usually parallel to the barrel; also called a slide action or trombone action.



R = Revolver: a firearm, usually a handgun that has a revolving cylinder with a series of chambers, and is discharged successively by the same firing mechanism. The chamber may revolve in either direction depending on the manufacturer.



SA = Semi-automatic: a repeating firearm that requires the trigger to be pulled for each shot fired and that uses the energy of the discharge to perform part of the operating cycle; sometimes called auto-loading or self-loading actions.



SS = Single Shot: a single-barreled firearm that is manually loaded and has no magazine-feed device (for example, a single-barreled break-open shotgun). For a single-shot firearm, the number of shots is always "1".

Gauge / Calibre

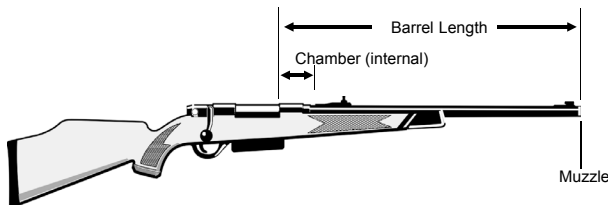
Gauge or calibre refers to the size of ammunition the firearm uses. It is usually stamped on the barrel of the firearm. If your firearm has more than one barrel with a different gauge or calibre, write all numbers separated by a slash.

Shots

For single-shot firearms, the number of shots is always "1". For multi-barreled firearms, the number of shots is the same as the number of barrels. For revolvers, "shots" refers to the number of chambers in the cylinder. For magazine-fed firearms, "shots" refers to the maximum number of cartridges that the magazine holds; it does not include the cartridge that fits in the chamber.

Barrel Length

For firearms other than revolvers, the barrel length is the distance from the muzzle of the barrel to and including the chamber, but it does not include the length of any attachments. See the diagram below.



The barrel length of a revolver does not include the cylinder. Revolver barrel length is measured from the muzzle of the barrel to the breach end immediately in front of the cylinder. Measure from the muzzle up to and including the chamber (for example, by measuring how much of the cleaning rod fits in the barrel when the action is closed). Put an "X" in the appropriate box to indicate the units of measurement (millimetres or inches).

Purpose for Acquiring a Restricted Firearm Box k)

If you are an individual applying to register restricted firearms, you are required to indicate the purpose for which the firearm(s) will be used.

Target Practice or Shooting Competition - A shooting club is a non-profit organization whose activities include target practice or target-shooting competitions using restricted firearms or prohibited handguns at an approved shooting range. A shooting range is a place designed or intended for the safe discharge, on a regular or structured basis, of firearms for target practice or target-shooting competitions.

Gun Collection - For the firearm to qualify as part of a gun collection, you must already be recognized by the Chief Firearms Officer of your province or territory as a gun collector and the firearm must form part of a genuine collection. You are required to know about the historical, technological or scientific characteristics that distinguish the firearms in the collection. If this is your first gun in a collection, call 1 800 731-4000 for information on how to become recognized as a gun collector.

Lawful Profession or Occupation/Protection of Life - These purposes refer to very specific circumstances and, if you require a firearm for one of these purposes, please call 1 800 731-4000 for more information.

Previous Certificate Number (If Applicable)

If you are applying to register a firearm that was registered to you prior to December 1, 1998, please provide the certificate number (e.g. a frame / receiver that was modified or a firearm that was registered under the previous legislation).

F - VERIFIER INFORMATION

Verification is a way to confirm that the information you have provided about the firearm correctly identifies and classifies it. It is a free process done by an approved verifier, in most cases a community volunteer such as a firearms dealer, gun club member or safety course instructor.

The verifier may use the box after Box j) in Section E - Firearm Information, to provide the Firearms Reference Table (FRT) number. The verifier must ensure that when they record the Firearms Reference Table (FRT) number that they include the Barrel, Calibre and Shot (BCS) identifier exactly as shown on the FRT (i.e. "parent" and "child" records).

CHECKLIST

Before you mail this application, have you...

- answered all relevant questions?
- provided all firearm information?
- had the firearm verified by an approved verifier ?
- attached a separate sheet of paper with additional information (if necessary)?
- signed and dated the declaration?



For Administrative Use

APPLICATION TO REGISTER FIREARMS (FOR INDIVIDUALS)

ATTENTION:

Read the Information Sheet for explanations. Use an "X" to indicate your answers (where required). Print clearly in blue or black ink.

A TYPE OF ACQUISITION (see Information Sheet)

1. Type of acquisition (check one only)

Newly manufactured firearm Newly imported firearm Other - please indicate how you came into possession of the firearm.

B PERSONAL INFORMATION

2. Possession and acquisition licence number	3. a) Last name
b) First name	c) Middle name

C FIREARM STORAGE INFORMATION FOR RESTRICTED FIREARMS ONLY (see Information Sheet).

PLACE OF STORAGE You must indicate the address where your restricted firearms will be stored (see Information Sheet).

If stored at your home, check this box and leave Boxes 4 a) to e) blank.

4. a) Street / Land location	b) Apt. / Unit
c) City	d) Province / Territory
e) Postal code	

D APPLICANT'S DECLARATION

It is an offence under section 106 of the *Firearms Act* to knowingly make a false or misleading statement, either orally or in writing, or to knowingly fail to disclose relevant information, for the purpose of obtaining a registration certificate.

I declare that the information provided on this form and any attachment(s) is true and correct to the best of my knowledge.

Applicant's signature

Date (Y / M / D)

Information contained in this application is obtained under the authority of the *Firearms Act*. The information will be used to determine eligibility and to administer and enforce the firearms legislation. In addition to the provisions outlined in the *Firearms Act*, individual rights regarding personal information are governed by the applicable federal, provincial or territorial legislation relating to access to information and privacy.

E FIREARM INFORMATION

For Administrative Use

Complete this section for all firearms you are applying to register (see Information Sheet).
Photocopy this blank page if you require more space.

TYPE (Print one of these codes in Box f) below RI = Rifle HG = Handgun SG = Shotgun CV = Commercial version CG = Combination Gun			ACTION (Print one of these codes in Box g) below A = Air, spring or gas exceeding 152.4 m/sec (500 ft/sec) and 5.7 joules (4.2 foot pounds) BA = Bolt action LA = Lever action MB = Multi-barrel PA = Pump action R = Revolver SA = Semi-automatic SS = Single shot OT = Other, please specify		
1 a) If firearm is a frame / receiver only and cannot discharge ammunition, check this box. <input type="checkbox"/>		b) Serial number (if available) <input type="checkbox"/> Unknown			
c) Make		d) Manufacturer (if different from make)			
e) Model (if available)		f) Type	g) Action		
h) Gauge / calibre	i) Shots	j) Barrel length <input type="checkbox"/> millimetres <input type="checkbox"/> inches		FRT number (to be completed by a firearms verifier)	
k) If you are registering a restricted firearm , you must indicate the purpose for acquiring the firearm (check one only). <input type="checkbox"/> (i) Target practice or shooting competition <input type="checkbox"/> (ii) Gun collection <input type="checkbox"/> (iii) Lawful profession or occupation <input type="checkbox"/> (iv) Protection of life Previous certificate number (if applicable) ► _____ Before selecting purpose (iii) or (iv) please call 1 800 731-4000.					
2 a) If firearm is a frame / receiver only and cannot discharge ammunition, check this box. <input type="checkbox"/>		b) Serial number (if available) <input type="checkbox"/> Unknown			
c) Make		d) Manufacturer (if different from make)			
e) Model (if available)		f) Type	g) Action		
h) Gauge / calibre	i) Shots	j) Barrel length <input type="checkbox"/> millimetres <input type="checkbox"/> inches		FRT number (to be completed by a firearms verifier)	
k) If you are registering a restricted firearm , you must indicate the purpose for acquiring the firearm (check one only). <input type="checkbox"/> (i) Target practice or shooting competition <input type="checkbox"/> (ii) Gun collection <input type="checkbox"/> (iii) Lawful profession or occupation <input type="checkbox"/> (iv) Protection of life Previous certificate number (if applicable) ► _____ Before selecting purpose (iii) or (iv) please call 1 800 731-4000.					
3 a) If firearm is a frame / receiver only and cannot discharge ammunition, check this box. <input type="checkbox"/>		b) Serial number (if available) <input type="checkbox"/> Unknown			
c) Make		d) Manufacturer (if different from make)			
e) Model (if available)		f) Type	g) Action		
h) Gauge / calibre	i) Shots	j) Barrel length <input type="checkbox"/> millimetres <input type="checkbox"/> inches		FRT number (to be completed by a firearms verifier)	
k) If you are registering a restricted firearm , you must indicate the purpose for acquiring the firearm (check one only). <input type="checkbox"/> (i) Target practice or shooting competition <input type="checkbox"/> (ii) Gun collection <input type="checkbox"/> (iii) Lawful profession or occupation <input type="checkbox"/> (iv) Protection of life Previous certificate number (if applicable) ► _____ Before selecting purpose (iii) or (iv) please call 1 800 731-4000.					

Check this box if you have attached additional page(s) listing firearms.

F VERIFIER INFORMATION - To be completed by an approved verifier (see Information Sheet).

5. a) Verifier's number		b) Last name	c) First name	
d) Verifier's signature			e) Date (Y / M / D)	